

EXHIBIT 72

Reedy Creek Improvement District






Procurement DEI Timeline

Procurement Initiatives

- Finalize Vendor Portal and place in service
- Upgrade Onbase tracking capabilities
- Expand capacity
 - Hire Contract and Compliance Analyst
 - Hire Procurement Specialist
 - New Employee training program
 - Establish new work flows
- Establish DEI goals/levels based on types and sizes of bids
- Establish DEI contract monitoring and compliance program
- Establish DEI reporting program
- District staff training on WMBE Procurement program

Timeline

June 30, 2022

- **Finalize Vendor Portal and place in service**
- Upgrade Onbase tracking capabilities 
- Expand capacity 
 - Hire Contract and Compliance Analyst 
 - Hire Procurement Specialist 
 - Start Employee training program 

September 30, 2022

- Expand capacity
 - Complete new Procurement Employee training program
 - Establish new work flows
- Establish DEI goals/levels based on types and sizes of bids

December 31, 2022

- Establish DEI contract monitoring and compliance program
- Establish DEI reporting program
- District staff training on WMBE Procurement program

Contractor	Contract #	PROJECT INFORMATION			MWBE Contract Value	MWBE Contract Value	MWBE Goal	MWBE Value Earned to Date	Minority-owned?	Woman-owned?	Veteran-owned?	STATE CERTIFICATION - MWBE		MWBE Amount Paid To Date	% of MWBE Goal Achieved	DBE?	FEDERAL CERTIFICATION - DBE	
		Current Contract Value	Contract Value Earned To Date	MWBE Goal								MWBE Award Amount	% of MWBE Goal Achieved				DBE Award Amount	DBE Amount Paid To Date
WORLD DRIVE NORTH PHASE II																		
Jr Davis Construction Company	C005608	27,927,011	18,700,542	13.00%	3,630,511	2,431,070		N	N	N	N	1,417,856	39%	1,167,864	48%	N	1,743,466	1,550,537
Aerial Innovations, Inc.	Sub							N	N	N	N	0		0		Y	0	2,272
Blackwater Divers	Sub							N	N	N	N	32,620		32,620		N	0	0
Cruz Trucking, Inc.	Sub							N	N	N	N	1,659		1,659		Y	1,659	1,659
David Outar Trucking	Sub							N	N	N	N	0		0		Y	380,148	380,148
Gulf Coast Rebar	Sub							N	N	N	N	145,193		47,205		Y	145,193	47,205
JVD Construction, Inc.	Sub							N	N	N	N	0		0		Y	0	0
Rebar Pro Services, Inc.	Sub							N	N	N	N	0		0		Y	0	47,205
Sabcon Underground, LLC	Sub							N	N	N	N	1,186,781		1,044,634		Y	1,186,781	1,044,634
Summerlin Fence & Feed	Sub							N	N	N	N	21,240		11,382		Y	0	0
Tierra, Inc.	Sub							N	N	N	N	678		678		N	0	0
Walker Miller Equipment Co.	Sub							N	N	N	N	29,685		29,685		Y	29,685	29,685
Southland Construction	C005904	435,914	432,914	16.60%	72,362	71,864		N	N	N	N	0	0%	0	0%	N	0	0
Araxza Brothers	C006006	5,110,162	0	10.00%	511,016	0		Y	N	N	N	5,110,162	1000%	0	#DIV/0!	N	0	0
ERB BRIDGE REPLACEMENT PHASE II																		
Southland Construction	C005649	6,290,397	6,108,146	4.00%	251,616	244,326		N	N	N	N	0	0%	0	0%	N	118,550	122,460
Aerial Innovations	Sub							N	N	N	N	0		0		Y	0	0
Enviro Tree Service LLC	Sub							N	N	N	N	0		0		N	0	0
JVD Construction	Sub							N	N	N	N	0		0		Y	0	0
Sabcon Underground	Sub							N	N	N	N	0		0		Y	118,550	122,450
Shelby Erectors	Sub							N	N	N	N	0		0		Y	0	0
Star Trucking	Sub							N	N	N	N	0		0		Y	0	0
FLAMINGO CROSSING PEDESTRIAN BRIDGES																		
Hoar Construction	C005949	8,602,716	8,436,661	24.59%	2,115,408	2,074,575		N	N	N	N	870,095	41%	676,053	33%	N	0	0
Cladding Systems, Inc.	Sub							N	Y	N	N	137,000		116,375		N	0	0
Premus of Orlando, Inc.	Sub							N	Y	N	N	8,075		0		N	0	0
United Wall Systems, Inc.	Sub							N	N	Y	N	725,020		559,678		N	0	0
DISTRICT-WIDE DMS & FIBER IMPROVEMENTS																		
Design Communications LTD	C005929	89,390	68,238	10.00%	8,939	6,824		N	N	N	N	0	0%	0	0%	N	0	0
Superior Construction	C005973	2,519,560	95,949	10.00%	251,956	9,595		N	N	N	N	0	0%	0	0%	N	0	0
Superior Construction	C006032	4,543,000	0	10.00%	454,300	0		N	N	N	N	0	0%	0	#DIV/0!	N	0	0
OSGEOIA PARKWAY AREA DEVELOPMENT INITIATIVES																		
Brightview Landscape Development	C006118	177,134	0	10.00%	17,713	0		N	N	N	N	0	0%	0	#DIV/0!	N	0	0
BVD NORTH MEDIAN CLOSURE																		
Watson Civil Construction	C005798	643,683	643,683	10.00%	64,368	64,368		N	N	N	N	0	0%	0	0%	N	0	0
BRIDGES 10 & 12 SUPERSTRUCTURE REPLACEMENT																		
SEMA Construction	C005942	2,670,993	2,670,993	10.59%	282,858	282,858		N	N	N	N	74,766	26%	99,526	35%	N	64,766	89,526
C. Slagter Construction	Sub							N	Y	N	N	12,600		12,600		Y	12,600	12,600
Gulf Coast Rebar	Sub							N	N	N	N	34,192		33,720		Y	34,192	33,720
J. Mori Painting	Sub							Y	N	N	N	17,974		43,206		Y	17,974	43,206
Tierra, Inc.	Sub							Y	N	N	N	10,000		10,000		N	0	0
BRIDGE 756009 SUPERSTRUCTURE																		
SEMA Construction	C006065	1,995,381	1,890,381	4.57%	91,189	86,390		N	N	N	N	46,208	51%	6,035	7%	N	76,618	0
C. Slagter Construction	Sub							N	Y	N	N	11,000		0		Y	11,000	0
J. Mori Painting	Sub							Y	N	N	N	23,138		0		Y	23,138	0
JVD Construction	Sub							N	N	N	N	0		0		Y	42,480	0
Tierra, Inc.	Sub							Y	N	N	N	12,070		6,035		N	0	0
WESTERN WAY & BVD INTERSECTION																		
Watson Civil Construction	C006092	1,992,060	0	10.00%	199,206	0		N	N	N	N	0	0%	0	#DIV/0!	N	0	0
FLAMINGO CROSSINGS & VICTORY WAY MILL & RESURFACE																		
Watson Civil Construction	C006111	6,647,350	0	2.80%	186,126	0		N	N	N	N	0	0%	0	#DIV/0!	N	0	0

NOTES
 Only one June report received (C006065 SEMA Construction)